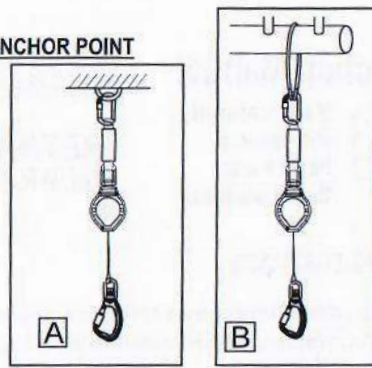


CONNECTING THE FALL ARRESTER TO STRUCTURAL ANCHOR POINT

The fall arrester must be connected to structural anchor point by the top loop of the energy absorber using a connector or sling [B] complying with EN362 or EN795 standards.

Structural anchorage point should be situated above the job place and have static resistance min. 12kN.

The shape of the structural anchorage point should not let self-acting disconnection of the device. It is recommended to use certified and marked structural anchorage point complied with EN 795.

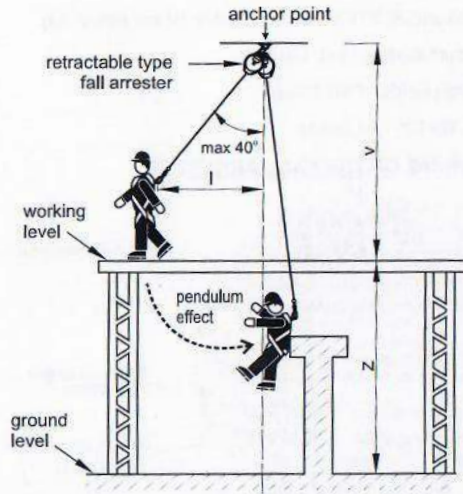


STRUCTURAL ANCHOR POINT REQUIREMENTS

The retractable fall arrester shall be installed above the operator. When the device is installed in the vertical line above the user the minimal clearance distance below working level shall be 1,5 m.


When the cable of the retractable fall arrester is deflected from vertical line a pendulum effect occurs during fall arresting. In order to minimise the pendulum effect the cable deviation angle from vertical shall never exceed 40°. For this purpose the user is permitted to move laterally through distance "l" not greater than 1/2 "v".

The clearance distance below working level must be greater than 1,5 m+ lateral distance "l".



CONNECTING THE FALL ARRESTER TO FULL BODY HARNESS

- the working webbing snap hook must be connected only to frontal or dorsal attachment point of full body harness. Full body harness must conform to EN 361.
- always protect the gate of the snap hook against accidental opening with locking gear.



UTILIZATION THE FALL ARRESTER FOR ROOF WORK

The retractable fall arresters is allowed to horizontal usage and to protection against falls over an edge are specially marked - see pictogram description. The arresters were successfully tested according to new PPE -Directive 89/686/EEC regulation (Document CNB/P/11.054) over type B edge. For roof works the retractable device shall be associated with roof lanyard AZ 800. The equipment may be used over all kind of sharp edges for example: trapezoidal sheet metal, rolled steel profiles and other metal constructions, wooden beams or clad, roof parapet and similar concrete edges. However in case of „very cutting“ or „not free of burrs“ type edge relevant risk assessment should be carried out or the manufacturer should be contacted.

The exact method of use the equipment is described in Instruction Manual of the roof lanyard AZ800.

PRE-USE INSPECTION

Before each use, a person who is going to use the fall arrester, shall a close visual examination of the retractor's elements: cover, snap hook, handle, working cable or webbing (entire length), must be carried out in respect of mechanical, chemical and thermal defects. The user has to check the retractor functioning by dynamic pulling the working cable/webbing. The cable/webbing should block and stops pulling out. After releasing the cable/webbing, the retractor should pull in the cable/webbing. In the case of any defect or doubt of correct condition of the fall arrester, do not use it.

During use the fall arrester should be protected from a contact with oils, acids, solvents, basics, open fire, hot metal drops and sharp edges. During working on the lattice constructions we should avoid interleaving the working cable/webbing between the individual construction elements. We should avoid using the device in the dust laden and greasy environment.

Using the fall arrester, in connection with fall arrest system, must be compatible with manual instructions of the fall arrest systems and obligatory standards:

- EN361 - for the safety harness
- EN362 - for the connectors
- EN795 - for anchorages

ADMISSIBLE TIME OF USE

Time of use the retractable fall arrester is limited to 8 years from utilization for work but not longer than 10 years from manufacture date (on condition that periodic inspections are regularly carried out).

PERIODIC INSPECTIONS

After each 12 months of use the periodical inspection must be carried out on the WR025 by a competent person. Whole parts of the WR025: the retractor, connectors, webbing and energy dissipating element must be controlled in respect of mechanical, chemical and thermal defects. The result of the inspection must be recorded in Identity Card.

After 5 years from utilization the fall arrester must be withdrawn from use to carry out manufacturer's detailed inspection. The inspection must be carried out by the fall arrester's manufacturer or his certified representative only. During this inspection will be established admissible time of the fall arrester use till next manufacturer's inspection. The result of inspection must be recorded in Identity Card.

WITHDRAWAL FROM USE

The fall arrester must be withdrawn from use immediately when any doubt arise about its condition for safe use and not used again until confirmed in writing by device manufacturer or his certified representative after carried out the detailed inspection. Any repair or service operation shall only be carried out by fall arrester manufacturer or his certified representative.

The fall arrester must be withdrawn from use immediately after it has been used to arrest a fall.

THE ESSENTIAL PRINCIPLES OF USE OF PPE AGAINST FALLS FROM A HEIGHT

- personal protective equipment shall only be used by a person trained and competent in its safe use.
- personal protective equipment must not be used by a person with medical condition that could affect the safety of the equipment user in normal and emergency use.
- a rescue plan shall be in place to deal with any emergencies that could arise during the work.
- it is forbidden to make any alterations or additions to the equipment without the manufacturer's prior written consent.
- any repair shall only be carried out by equipment manufacturer or his certified representative.
- personal protective equipment shall not be used outside its limitations, or for any purpose other than that for which it is intended.
- personal protective equipment should be a personal issue item.
- before use ensure about the compatibility of items of equipment assembled into a fall arrest system. Periodically check connecting and adjusting of the equipment components to avoid accidental loosening or disconnecting of the components.
- it is forbidden to use combinations of items of equipment in which the safe function of any one item is affected by or interferes with the safe function of another.
- before each use of personal protective equipment it is obligatory to carry out a pre-use check of the equipment, to ensure that it is in a serviceable condition and operates correctly before it is used.
- during pre-use check it is necessary to inspect all elements of the equipment in respect of any damages, excessive wear, corrosion, abrasion, cutting or incorrect acting, especially in retractable fall arresters - cable or webbing, retractor and brake proper acting, casing, energy absorber, connector;
- regular periodic inspections are the essential for equipment maintenance and the safety of the users which depends upon the continued efficiency and durability of the equipment.
- during periodic inspection it is necessary to check the legibility of the equipment marking.
- it is essential for the safety of the user that if the product is re-sold outside the original country of destination the reseller shall provide instructions for use, for maintenance, for periodic examination and for repair in language of the country in which the product is to be used.
- personal protective equipment must be withdrawn from use immediately when any doubt arise about its condition for safe use and not used again until confirmed in writing by equipment manufacturer or his representative after carried out the detailed inspection.
- a full body harness conformed to EN 361 is the only acceptable body holding device that can be used in a fall arrest system.
- in full body harness use only attaching points marked with big letter "A" to attach a fall arrest system.
- the anchor device or anchor point for the fall arrest system should always be positioned, and the work carried out in such a way, as to minimise both the potential for falls and potential fall distance. The anchor device/point should be placed above the user. The shape and construction of the anchor device/point shall not allowed to self-acting disconnection of the equipment. It is recommended to use certified and marked structural anchor point complied with EN 795.

- it is obligatory to verify the free space required beneath the user at the workplace before each occasion of use the fall arrest system, so that, in the case of a fall, there will be no collision with the ground or other obstacle in the fall path. The required value of the free space should be taken from instruction manual of used equipment.
- there are many hazards that may affect the performance of the equipment and corresponding safety precautions that have to be observed during equipment utilization, especially:- trailing or looping of lanyards or lifelines over sharp edges,- any defects like cutting, abrasion, corrosion, - climatic exposure,- pendulum falls,- extremes of temperature,- chemical reagents,- electrical conductivity.
- personal protective equipment must be transported in the package (e.g.: bag made of moisture-proof textile or foil bag or cases made of steel or plastic) to protect it against damage or moisture.
- the equipment can be cleaned without causing adverse effect on the materials in the manufacture of the equipment. For textile products use mild detergents for delicate fabrics, wash by hand or in a machine and rinse in water. Plastic parts can be cleaned only with water. When the equipment becomes wet, either from being in use or when due cleaning, it shall be allowed to dry naturally, and shall be kept away from direct heat. In metallic products some mechanic parts (spring, pin, hinge, etc.) can be regularly slightly lubricated to ensure better operation. Other maintenance and cleaning procedures should be adhered to detailed instructions stated in the manual of the equipment.
- personal protective equipment should be stored loosely packed, in a well-ventilated place, protected from direct light, ultraviolet degradation, damp environment, sharp edges, extreme temperatures and corrosive or aggressive substances.

IT IS THE RESPONSIBILITY OF THE USER ORGANISATION TO PROVIDE THE IDENTITY CARD AND TO FILL IN THE DETAILS REQUIRED. THE IDENTITY CARD SHOULD BE FILLED IN ONLY BY A COMPETENT PERSON RESPONSIBLE FOR PROTECTIVE EQUIPMENT. THE IDENTITY CARD SHOULD BE FILLED IN BEFORE THE FIRST USE OF THE EQUIPMENT. ANY INFORMATION ABOUT THE EQUIPMENT LIKE: PERIODIC INSPECTIONS, REPAIRS, REASONS OF EQUIPMENT'S WITHDRAWN FROM USE SHALL BE NOTED. THE IDENTITY CARD SHOULD BE STORED DURING A WHOLE PERIOD OF EQUIPMENT UTILIZATION. DO NOT USE THE EQUIPMENT WITHOUT THE IDENTITY CARD.

IDENTITY CARD

MODEL AND TYPE OF EQUIPMENT				
REF. NUMBER				
SERIAL NUMBER		DATE OF MANUF.		
USER NAME				
DATE OF PURCHASE		DATE OF FIRST USE		
PERIODIC EXAMINATION AND REPAIR HISTORY				
DATE	REASON FOR SERVICING/REPAIR	CONDITION OF DEVICE AFTER SERVICING	NAME AND SIGNATURE OF COMPETENT PERSON	NEXT EXAMINATION DATE
1				
2				
3				
4				
5				

Scanunit Ab - Västra Tallgatan 32, SE-252 29 Helsingborg, Sweden

Notified body, at which the European certification was issued and which supervises the production of the equipment: APAVE SUDEUROPE SAS - 8 rue Jean-Jacques Vernazza - Z.A.C. Saumaty-Séon CS-60193 - 13322 MARSEILLE Cedex 16, France - No. 0082
PROTEKT 93-403 LODZ, ul. Starorudzka 9, POLAND

Instruction Manual



Read carefully the manual before use the equipment



RETRACTABLE TYPE FALL ARRESTER Ref. WR 025

ESSENTIAL FEATURES

The retractable-type fall arrester device WR 025 is a component of the personal protective equipment against falls from a height and conforms to EN 360:2002.

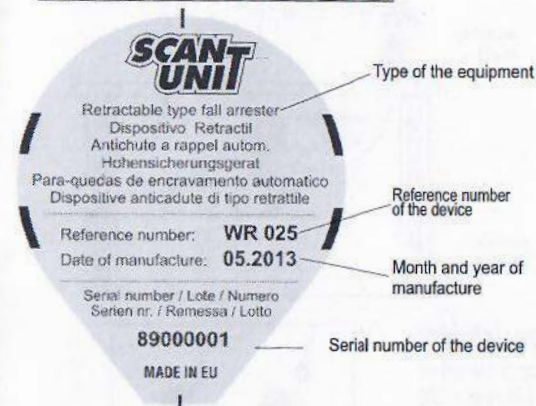
The fall arrester WR 025 is the protection for one person only.

Maximum Working Load: 140 kg.

Available lengths of the device:

- Ref. WR 025 - 2,4 meters

MARKING OF THE FALL ARRESTER



EN 360:2002 — Number and year of the European Standard

CE 0082 — CE mark and number of notified body inspecting the equipment production according to the article 11 of Directive 89/686/EEC



device manufacturer or distributor

month and year of the manufacturer's next inspection
Don't use the device after this date
Attention: Before the first use mark the date of the first inspection (date of first use +60 months, e.g. first use 01.2013 - mark inspection 01.2018)

